

5PES

Deepwell Borehole

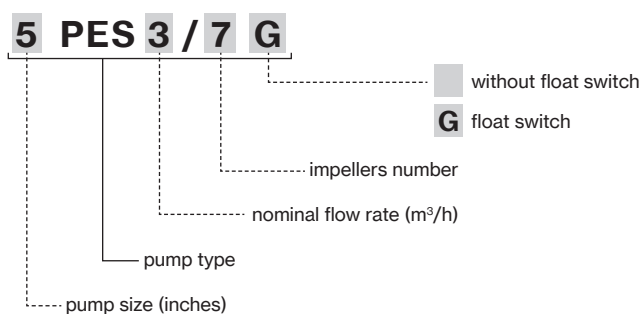
5" submersible multistage centrifugal pumps. All components in contact with fluid are made of AISI 304 stainless steel. Particularly suitable for water distribution rainwater collection, irrigation, fountains, wash down unit. Single phase versions have an internal capacitor and thermal motor protector.

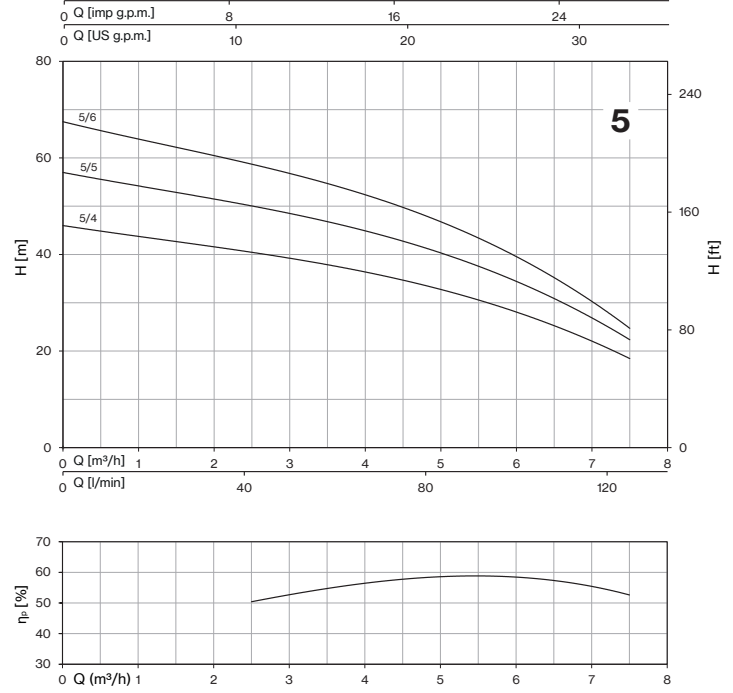
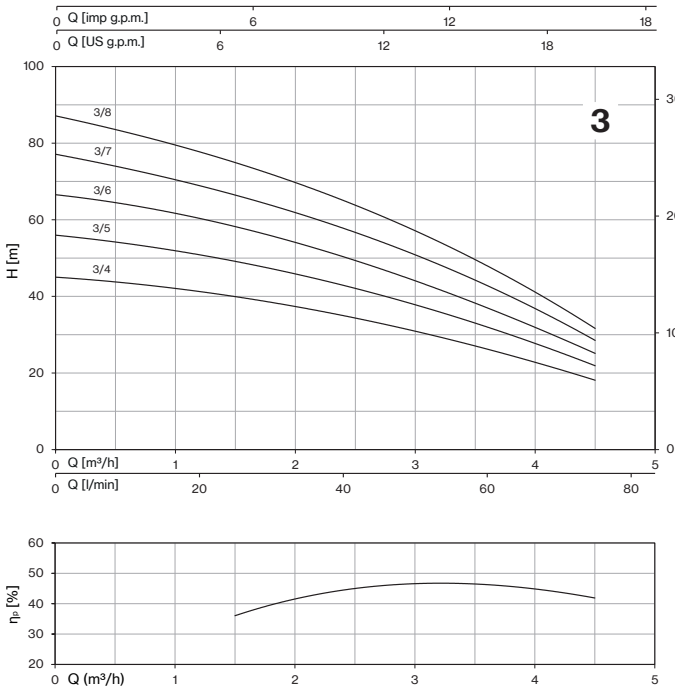
Construction features

| | |
|---|--------------------------|
| Delivery outlet | 1" ¼ G |
| External jacket, impellers and diffusers | stainless steel AISI 304 |
| Passage of solids | 2 mm |
| Depth of immersion | max 20 m |
| Liquid temperature | +5 ÷ +40 °C |
| Quantity of sand in the water | max 50 g/m ³ |
| Cable | H07 RNF, 20 m |
| Number of startups/hr | max 20 |

Motor

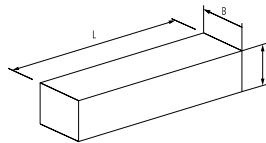
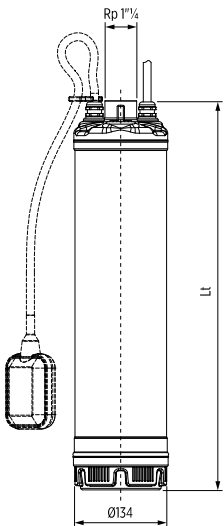
| | |
|-----------------------------|---|
| | 3~ 380/415V - 50Hz |
| Asynchronous 2 poles | 1~ 220/240V - 50Hz (with thermal protection) |
| Insulation class | F |
| Protection degree | IP68 |





| TYPE | MOTOR | | INTERNAL CAPACITOR | | RATED CURRENT | | | Q (m³/h - l/min) | | | | | | | | |
|----------|-------|------|--------------------|-----|--------------------|--------------------|--------------------|------------------|------|------|-------|------|------|------|------|--|
| | | | | | 1~ | 3~ | 3~ | 0 | 1,5 | 2 | 2,5 | 3 | 3,5 | 4 | 4,5 | |
| | | | | | 220/240 V 50 Hz | 220/240 V 50 Hz | 380/415 V 50 Hz | 0 | 25 | 33,3 | 42 | 50 | 58,3 | 67 | 75 | |
| | | | | | | | | | | | H (m) | | | | | |
| 5PES 3/4 | 0,75 | 0,55 | 16 | 450 | 4,0 | 3,5 | 2,0 | 45,0 | 40,0 | 37,5 | 34,0 | 31,0 | 27,0 | 23,0 | 18,0 | |
| 5PES 3/5 | 1 | 0,75 | 20 | 450 | 4,7 | 3,7 | 2,1 | 56 | 49,0 | 46,0 | 42,0 | 38,0 | 33,0 | 27,5 | 22,0 | |
| 5PES 3/6 | 1 | 0,75 | 20 | 450 | 5,2 | 4,0 | 2,3 | 66,5 | 58,5 | 54,0 | 49,0 | 44,0 | 38,5 | 32,0 | 25,0 | |
| 5PES 3/7 | 1,2 | 0,9 | 30 | 450 | 6,7 | 4,4 | 2,5 | 77,0 | 67,0 | 62,0 | 56,0 | 50,0 | 45,0 | 37,5 | 28,0 | |
| 5PES 3/8 | 1,5 | 1,1 | 30 | 450 | 7,2 | 4,7 | 2,7 | 87,0 | 75,5 | 70,0 | 63,0 | 56,0 | 50,5 | 42,0 | 31,0 | |

| TYPE | MOTOR | | INTERNAL CAPACITOR | | RATED CURRENT | | | Q (m³/h - l/min) | | | | | | | | | | |
|----------|-------|------|--------------------|-----|--------------------|--------------------|--------------------|------------------|------|------|------|------|-------|------|------|------|-------|------|
| | | | | | 1~ | 3~ | 3~ | 0 | 2,5 | 3 | 3,5 | 4 | 4,5 | 5 | 5,5 | 6 | 7 | 7,5 |
| | | | | | 220/240 V 50 Hz | 380/415 V 50 Hz | 380/415 V 50 Hz | 0 | 42 | 50 | 58,3 | 67 | 75 | 83,3 | 92 | 100 | 116,7 | 125 |
| | | | | | | | | | | | | | H (m) | | | | | |
| 5PES 5/4 | 1 | 0,75 | 20 | 450 | 5,0 | 3,8 | 2,2 | 46,0 | 40,5 | 39,0 | 38,0 | 36,5 | 34,5 | 33,0 | 30,5 | 28,0 | 22,0 | 18,5 |
| 5PES 5/5 | 1,2 | 0,9 | 30 | 450 | 6,6 | 4,4 | 2,5 | 57,0 | 50,0 | 48,0 | 47,5 | 45,5 | 42,0 | 40,0 | 38,0 | 34,0 | 27,5 | 22,0 |
| 5PES 5/6 | 1,5 | 1,1 | 30 | 450 | 7,4 | 4,7 | 2,7 | 67,5 | 58,5 | 56,5 | 55,5 | 53,0 | 49,0 | 46,0 | 44,0 | 39,0 | 31,5 | 24,0 |



| TYPE | DIMENSIONS (mm) | | | | Kg | |
|----------|-----------------|-----|-----|-----|------|------|
| | Lt | L | B | H | 1~ | 3~ |
| 5PES 3/4 | 470 | 720 | 230 | 175 | 12,7 | 14 |
| 5PES 3/5 | 544 | 720 | 230 | 175 | 14,3 | 14,5 |
| 5PES 3/6 | 568 | 720 | 230 | 175 | 14,8 | 15 |
| 5PES 3/7 | 592 | 720 | 230 | 175 | 17 | 15,5 |
| 5PES 3/8 | 616 | 720 | 230 | 175 | 17,1 | 16 |
| 5PES 5/4 | 470 | 720 | 230 | 175 | 13,5 | 14 |
| 5PES 5/5 | 544 | 720 | 230 | 175 | 15,7 | 14,5 |
| 5PES 5/6 | 568 | 720 | 230 | 175 | 16,2 | 15 |

